



MODULO RILEVAMENTO MISURE

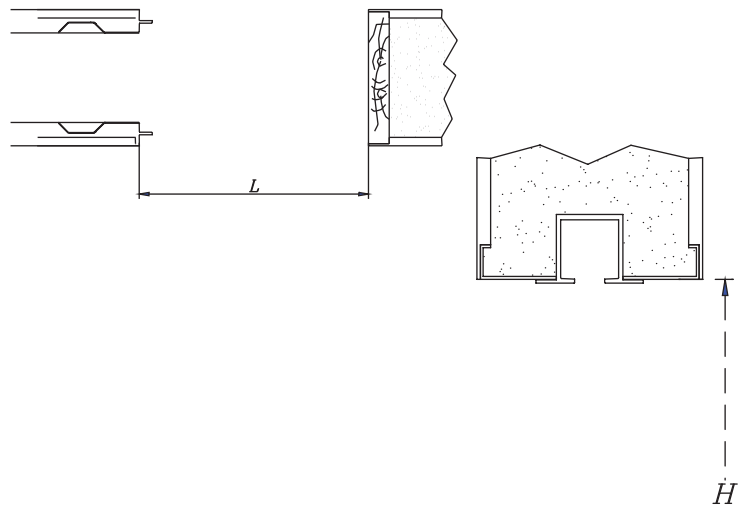
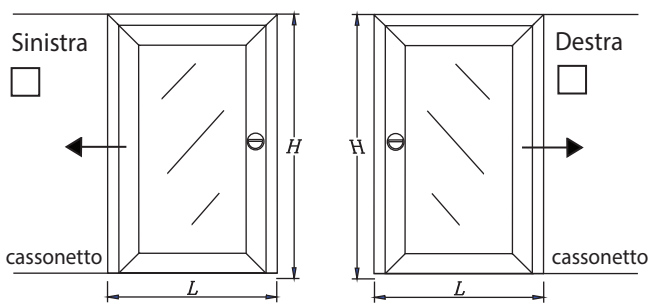
Porte a Scrinio

Ragione Sociale _____

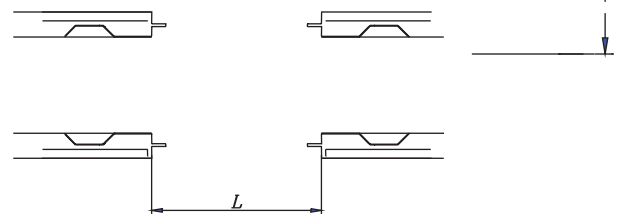
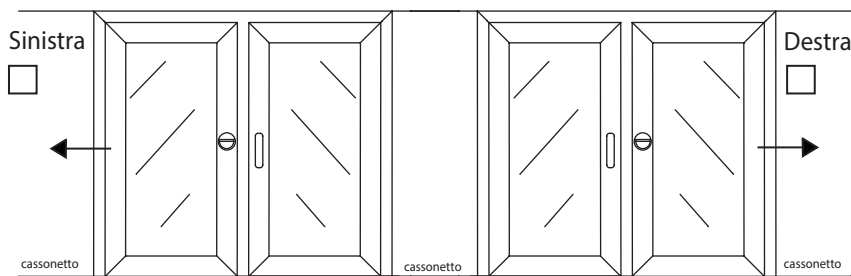
Nome e Cognome _____

Riferimento Ordine _____ Data Ordine ____/____/____ Colore _____

1 Anta (vista lato maniglia)



2 Ante (vista lato maniglia)



1. Larghezza _____ X Altezza _____	Note _____
2. Larghezza _____ X Altezza _____	_____
3. Larghezza _____ X Altezza _____	_____
4. Larghezza _____ X Altezza _____	_____